

Edsby for Parents


Edsby lets parents see what's happening with their kids at school, and helps them play a more active part in their children's education.



Accessing Edsby

To create an account in Edsby, follow the instructions in the Welcome email to activate your account. That email address will be your username. If you haven't received an invitation, please contact the school.

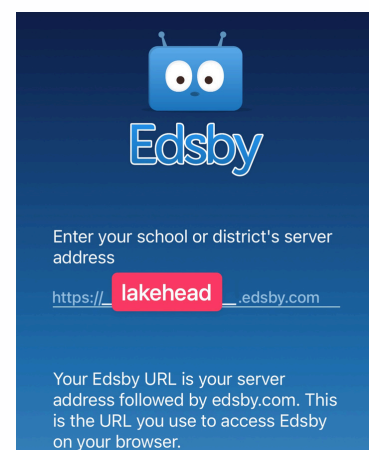
If you have an account with another child, follow the Welcome email link and then “**Login to your existing Edsby account**” to link your children together under a single account.



To find Edsby on the web, visit lakeheadschoools.ca and **Parents & Guardians** to find the link to Edsby, or go to: **lakehead.edsby.com**

You can also download the **Edsby app** from your App Store.

If you are asked for a server, use **lakehead**.



Navigating Edsby

The **News River** runs across the top. This is news gathered from the board and every school you have children attending.

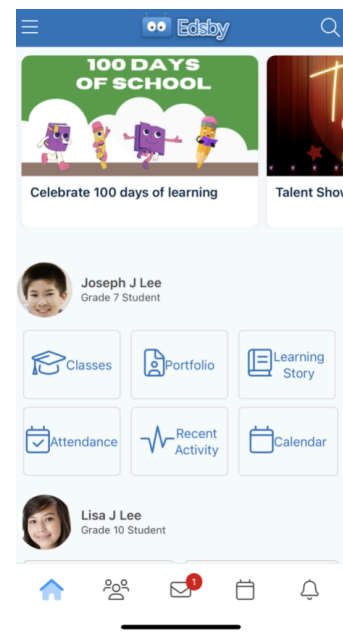
The **Learning Story** is evidence of learning that the teacher has published for you to view and comment on.

Recent Activity will show class-wide posts from your child's teachers.

The **Portfolio** is work your child has curated, created, or saved from their Learning Story.

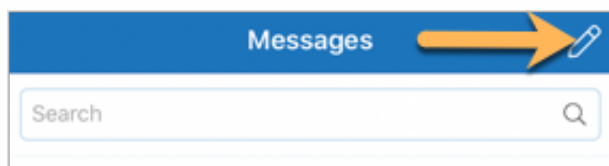
The **Calendar** will show both class and school events for that child.

Finally, **Attendance** will show a summary of your child's attendance.

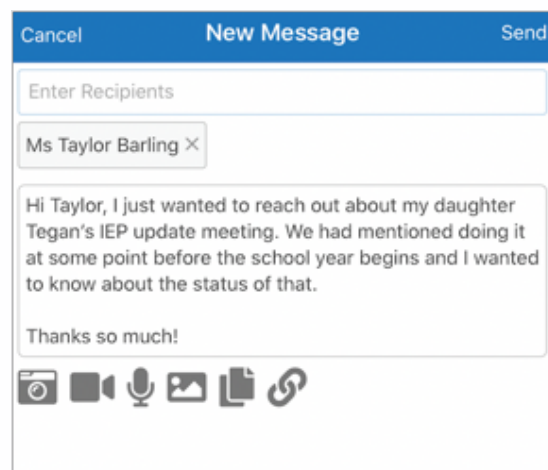


Messaging

To access messages sent between you and your child's teacher or school administrator, tap on the mail icon in the bottom menu bar.

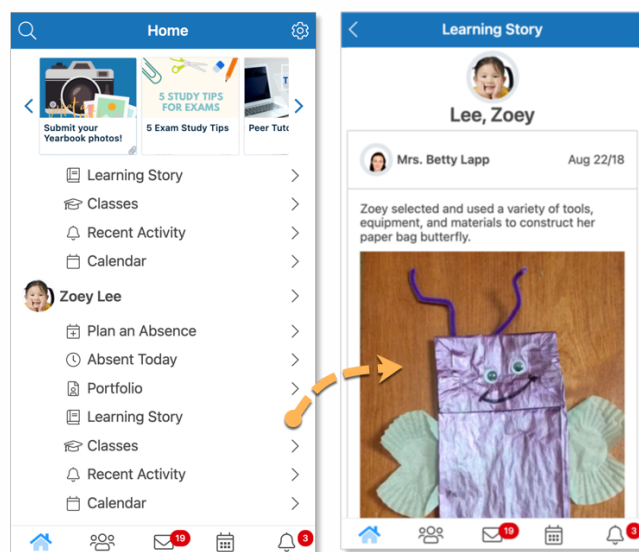
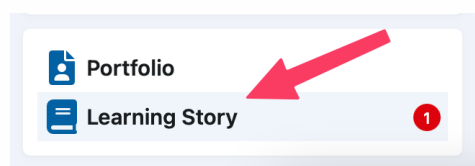


From the Messaging page, you can reply to and compose new messages to your child's teachers or school administrators, or reply to broadcast messages (these replies will start a new thread with the sender and won't be visible to other recipients).



Learning Story

Parents can view evidence of learning that teachers have shared through their child's Learning Story. This feed is available on both mobile and browser interfaces and shows shared learning evidence captured by the student or teacher.

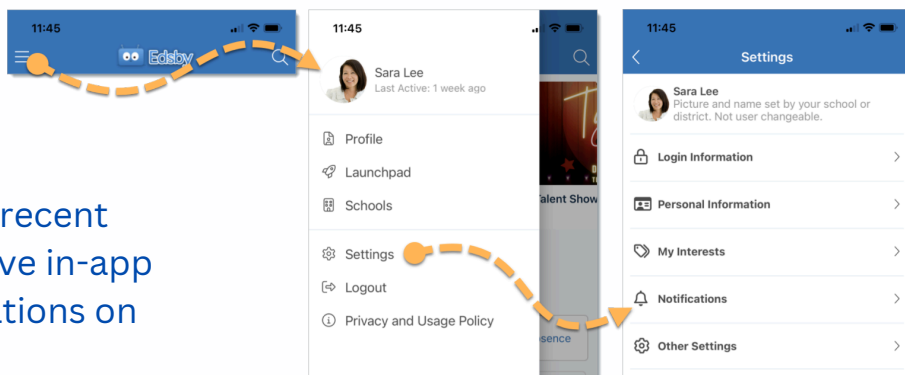


On a desktop computer, look for the Learning Story underneath your child's list of classes.

Notifications

Notifications can be set per child for recent activity, messages, and events. Receive in-app notifications (bell icon), push notifications on your phone, or by email.

Change these in your account settings.



For more information on Edsby for parents, visit www.edsby.com/help/parents